












MODEL UPGRADES & ADDITIONS



	PART NO.	AVAILABLE FOR SERIES					
		1125	1175	1185	1195	1275	1600
 <p>Spring Loaded Lock Pin The spring-loaded lock pin assembly is designed to lock & secure the reel, even in mobile conditions over rough terrain.</p>	20843	•	•	•	•	•	•
 <p>3-Way Pin Lock Kit 3 Positions - Pin locks reel with heavy duty 3/4" solid steel spin. Disengages for free unwind. Can be used to activate switch for electric rewind.</p>	16702						•
 <p>Universal Bracket Kit 4 various positions 0°, 30°, 60°, 90° for mounting bevel crank on either side of the reel. Includes removable center guard cap for easy bearing access. Made from powder coated steel.</p>	16400						•
 <p>Gear Guards Guards beveled gears or chain & sprocket from dirt & foreign matter, while also protecting operator from injury.</p>	7406	•					
	7700		•				
	24" disc size						
	8176				•		
	8176-1				•		
	24" disc size						
8176-2				•			
28" disc size							
16601-122						•	
20" disc size							
16602-138						•	
24" disc size							
16602-180						•	
28" disc size							
 <p>Lower Chain Guards Guard access to chain from side of reel. Includes bracket to cover access to chain from front of reel from gap between disk & frame.</p>	16620						•
	20" disc size						
	16624						
24" disc size							
16628							•
28" disc size							
 <p>Idler Gear Reduce drum speed & increase torque. Available in three sizes, they are factory installed on the motor kits.</p>	17250-2						•
	(1:2 ratio)						
	17250-3						
(1:3 ratio)							
17250-4							•
(1:4 ratio)							
 <p>Brawny Reel Upgrade Available for 1125 Series for 3,000 PSI (BX-) or 5,000 PSI (BH-) - 10 gauge plates welded into each disc to keep them from bowing. - Prevents deformation & eventual crushing of the drum that can be caused by hose pressure. - The center drum has been thickened from 16GA to 14GA.</p>	Prefix model BX-	•					
	Prefix model BH-	•					
 <p>High Temperature Drag Brake For 1/2" models</p>	7429-1-4	•					
	7429-1-5	•					
 <p>High Temperature Drag Brake For 3/4" models</p>	7429-1-4	•					
	7429-1-5	•					
 <p>3 Way Brake A 3-position brake with lock, friction & free spinning positions. Easily clears brackets & guards for gloved-hand operation. In locked position, does not protrude past front of reel.</p>	16703						•
	8340	•	•				
 <p>Heavy Duty Band Brake Steel band lined with brake friction material. Tension is adjusted with a wing nut or a knob by hand (no tools required). - Increased braking power - Increased brake life. - Easier & more precise brake adjustment (control).</p>	8302			•			
	8302-1			•			
	90° Swivel						
	16705						•

MODEL UPGRADES & ADDITIONS

	PART NO.	AVAILABLE FOR SERIES					
		1125	1175	1185	1195	1275	1600
 <p>Wand Holder - Lightweight aluminum construction with black CPC™ powder finish. - 24" long with a 1.6" diameter, ideal to store pressure washing guns & other spraying devices. - Left, right, front & rear sides mount configuration.</p>	15735	•					
 <p>Crank Handle Holster Universal design mounts to either side of the reel with independent mounting holes. Features chained retaining pin to keep handle in place.</p>	16704						•
	HSRK-050	•					
 <p>Hose Strain Relief Kit - Allows the hose to be secured against the drum. - The clamp provides a strain relief when the hose is fully extended from the reel. - Allow the hose to be routed between the riser connection & the hose clamp with a proper bend radius.</p>	1/2" Hose						
	HSRK-075	•	•*				
	3/4" Hose						
	HSRK-100	•	•				•
	1" Hose						
	HSRK-100F	•	•				
1" Forestry Hose							
HSRK-125			•*				
1 1/4" Hose							
HSRK-150			•	•*		•	
1 1/2" Hose							

* With reducer (optional cap)

PORTABLE HOSE REEL CART

	PART NO.	AVAILABLE FOR SERIES			
		1125	1175	1185	1275
 <p>Portable Cart Steel round handle detaches for compact storage. Steel front legs with rubber feet prevent sliding. High grade ball bearings with hardened cup. 1/2" diameter steel axle. Solid 8" rubber tires. For 8" semi-pneumatic tires order model. Weight: 17 lbs.</p>	PR-1125-6	•			
	1125-4-100				
	1125-5-50				
	PRP-1125-6	•			
	1125-4-100				
	PR-1125-12	•			•
	1125-4-200				
	1125-4-200-BYXX	•			•
	1275-4-100				
	PR-1175-11	•	•	•	
	1175-6-100				
	1175-6-100-BYXX	•			
1185-1125					
PRP-1175-11	•	•	•		
1175-6-100					
1175-6-100-BYXX	•				
1185-1125					
PR-1175-15	•	•			
1175-6-150					
1185-1524					
PRP-1175-15	•	•	•		
1175-6-100					
1185-1524					
 <p>Carry Handles Easily bolts to "A" frame making the reel portable. 1" tube steel construction. Powder coated crinkle black. Weight: 8 lbs.</p>	PR-1125-HC	•			