







# ACCESSORIES *HAND CRANK & MOTORIZED REELS*


## ROLLER BRACKETS

### 4-WAY ROLLER BRACKETS

	PART NO.	AVAILABLE FOR SERIES					
		1125	1175	1185	1195	1275	1600
 <p><b>Top Rewind</b> 4-way enclosed pinch-proof stainless steel rollers are 1" in diameter supported by powder coated steel brackets. Specify drum width. Weight: 10 lbs.</p>	<b>15353*</b>	•				•	
	<b>15355*</b> 1275W-C					•	
	<b>15357*</b>		•				
	<b>15368*</b> 28" disc size				•		
	<b>15368-1*</b> 32" disc size				•		
	<b>15369*</b> 24" disc size			•			
	<b>15369-1*</b> 28" disc size			•			
	<b>16901</b> 20" disc size					•	
	<b>16902</b> 24" disc size					•	
	<b>16903</b> 28" disc size					•	
 <p><b>Top Rewind CEILING MOUNT APPLICATIONS</b> 4-way enclosed pinch-proof stainless steel rollers are 1" in diameter supported by powder coated steel brackets. Specify ceiling mount &amp; specify drum width. Weight: 10 lbs.</p>	<b>15358*</b>	•				•	
	<b>15356*</b>		•				
 <p><b>Bottom Rewind</b> 4-way enclosed pinch-proof stainless steel rollers are 1" in diameter supported by powder coated steel brackets. Specify drum width. Weight: 10 lbs.</p>	<b>15354*</b>	•				•	
	<b>15037*</b>		•				
	<b>15370-1*</b>			•			
	<b>15370*</b>				•		
	PART OF FRAME					•	
 <p><b>Top Rewind Extension</b> 4-way enclosed pinch-proof stainless steel rollers are 1" in diameter supported by powder coated steel brackets. Specify drum width. Weight: 10 lbs.</p>	<b>15353-P*</b>	•					
 <p><b>4-Way Roller</b> 4-way enclosed pinch-proof stainless steel rollers are 1" in diameter.</p>	CONSULT FACTORY	•	•	•	•	•	
 <p><b>Universal Roller 4-Way</b> 4-way enclosed pinch-proof stainless steel rollers are 1" in diameter. Mounted on universal bracket with 4 various positions 0°, 30°, 60°, 90°. Made from steel, powder coat black.</p>	<b>16930</b> 20" disc size					•	
	<b>16931</b> 24" disc size					•	
	<b>16932</b> 28" disc size					•	





\*Add drum width dimension as the suffix to the part number  
EXAMPLE: An 1125-4-200 reel drum width is 12". Order part number: 15353-12

### 1125 SERIES STACKING BRACKET

	PART NO.	AVAILABLE FOR SERIES	
		1125	1125WCL
 <p><b>Top Rewind</b> Stack your 1125 Series reels for double the storage in the same work area. Powder coated black, steel construction. Weight 6 lbs.</p>	<b>7480</b>	•	•




\*Add drum width dimension as the suffix to the part number  
EXAMPLE: An 1125-4-200 reel drum width is 12". Order part number: 7480-12

### 3-WAY ROLLER BRACKET ASSEMBLIES

	PART NO.	AVAILABLE FOR SERIES				
		1125	1175	1185	1275	1600
 <p><b>Top Rewind</b> 3-way open spool roller assembly with 1.5" chrome-plated machined steel spools &amp; 1.5" stainless steel tubing bottom roller &amp; powder coated steel brackets. Specify drum width. Weight: 14 lbs.</p>	<b>15359*</b>	•			•	
	<b>15360*</b> 24" disc size		•	•		
	<b>15361*</b> 28" disc size			•		
 <p><b>Bottom Rewind</b> 3-way open spool roller assembly with 1.5" chrome-plated machined steel spools &amp; 1.5" stainless steel tubing bottom roller and powder coated steel brackets. Specify drum width. Weight: 14 lbs.</p>	<b>15362*</b>	•			•	
	<b>15363*</b> 24" disc size		•	•		
	<b>15364*</b> 28" disc size			•		
 <p><b>3-Way Roller</b> 3-way open spool roller assembly with 1.5" chrome-plated machined steel spools &amp; 1.5" stainless steel tubing bottom roller.</p>	CONSULT FACTORY	•	•	•	•	•
 <p><b>Universal Roller 3-Way</b> 3-way open spool roller assembly with 1.5" chrome-plated machined steel spools and 1.5" stainless steel bottom roller. Mounted on universal bracket with 4 various positions 0°, 30°, 60°, 90°. Made from steel, powder coat black. Mount multiple roller guides for dual direction payout.</p>	<b>16933</b> 20" disc size					•
	<b>16934</b> 24" disc size					•
	<b>16935</b> 28" disc size					•

\*Add drum width dimension as the suffix to the part number  
EXAMPLE: An 1125-4-200 reel drum width is 12". Order part number: 15359-12

### HOSE GUIDES

	PART NO.	AVAILABLE FOR SERIES		
		1125	1175	1185
 <p><b>Pivoting Hose Guide</b> Heavy gauge powder coated steel arm &amp; pivot mount w/5 locking positions. Stainless steel enclosed 4-way roller system &amp; zinc plated axle for non-corrosive performance. Specify drum width. (For motor options E &amp; ED only). Weight: 17 lbs.</p>	<b>15733</b> Bottom Return	•		
	<b>15732</b> Top Return		•	
 <p><b>Pivoting Hose Guide HD</b> Heavy gauge powder coated steel arm &amp; pivot mount w/5 locking positions. Large 1" diameter pivot shaft. Sealed precision bearings support pivot shaft &amp; chrome-plated billet aluminum guide rollers. Specify drum width. (For motor options E &amp; ED only). Weight: 17 lbs.</p>	<b>15728</b> Bottom Return		•	•
	<b>15729</b> Top Return		•	
	<b>15730</b> Top Return			•
 <p><b>Sliding Hose Guide</b> 4-way, solid black delrin roller assembly, smooth tapered handle, non-corrosive zinc plated solid rods, heavy gauge "CPC" powder coated steel framing. Specify drum width. Weight: 8 lbs.</p>	<b>15734</b>	•		

### GARDEN HOSE KIT

	PART NO.	AVAILABLE ON
		1/2" Plumbing On Any Reel
 <p><b>Garden Hose Kit</b> You are able to connect any hose to a reel with 1/2" plumbing. You will be able to use any garden hose for everything from watering plants to washing your car. Kit includes: NPT to garden hose adaptor &amp; adaptor hose.</p>	<b>15717</b>	•

MOTORIZED

HAND CRANK

